

Mac OS Instructions

This document serves to inform users about the release of the “Epson Label Editor Lite Ver. 1.39 for Mac”. This application was uploaded onto Apple iTunes app store. The application was optimized with Mac OS 12.0 Monterey.

This application runs normally with printer driver Ver. 1.41.

This is a printing application for Epson Label printers in order to edit print objects. An end user can use this application on a Mac with installed printer driver.

- ✓ Applicable platform Mac
- ✓ Applicable OS
 - Application OSX 10.13.x/10.14.x/10.15.x/11.0.x/12.x
 - Printer Driver OSX 10.13.x/10.14.x/10.15.x/11.0.x/12.x
- ✓ Supported printers
 - PEARLabel 360 / PEARLabel 270 / LW-PX800 / LW-PX400

Location to download

- Application program software (Epson Label Editor Lite Ver.1.38 for Mac OS)

Anybody can download the application from Mac App store.

<https://itunes.apple.com/us/app/epson-label-editor-lite/id702826021>

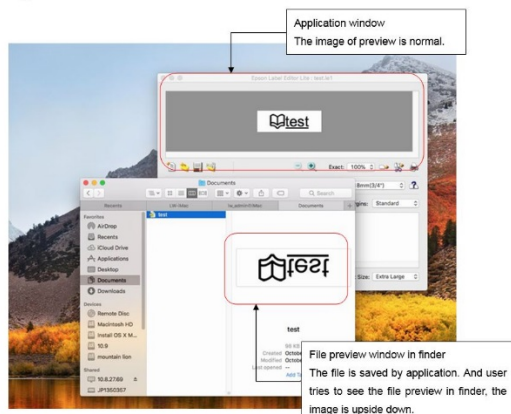
- Printer Driver Installer software (LabelWorksDriver Ver. 1.40)

<http://labelworks.epson.com/downloads/>

- Notification of this application

Epson Label Editor Lite Ver.1.39 for Mac is optimized with Mac OS 12.0 Monterey. If using an application that is older than Ver.1.35 on Mac OS 10.13, you may face trouble on the printing preview window. Please see appendix sheet. Even if the image of the preview window is upside down, printed labels are normal.

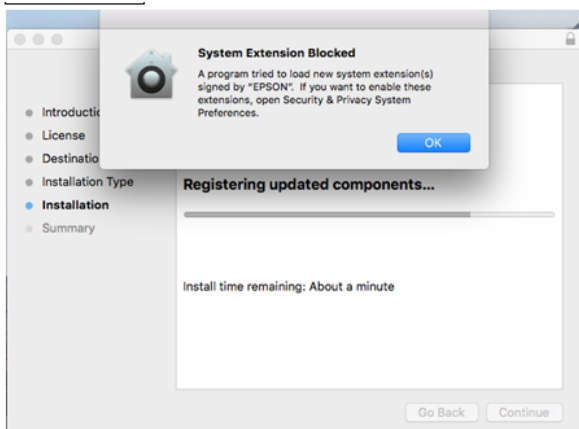
Appendix



- Notification of this application

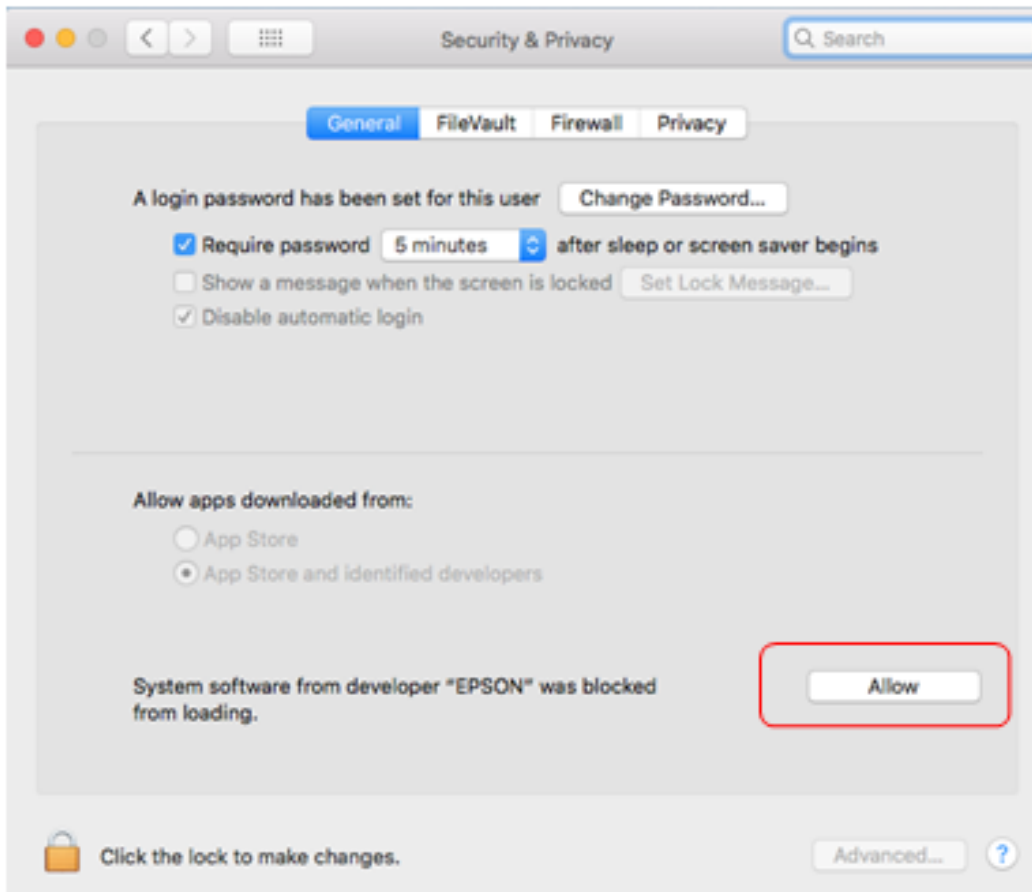
During installation of Epson Label Printer Driver with macOS 10.13 (High Sierra), first time users will see this alert.

This alert is to inform the blocked system extension for Epson label printer driver.



To Allow for Epson Label Printer Driver:

- ✓ Open System Preferences
- ✓ Open Security & Privacy on the General tab and click "Allow" near the message about system software from EPSON



- ✓ If users execute a print job without approved Kernel Extension Loading on their system, users will see the alert dialog.

