

**EPSON®**

# **EPSON LABEL EDITOR LITE**

Connection Instructions for Mac + LW-PX800

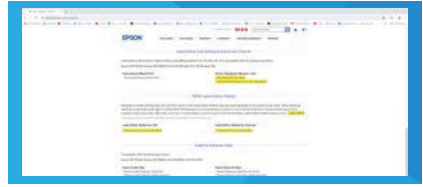


# DIRECT CONNECT: WI-FI

- 1** Go to the App Store and download Label Editor Lite.



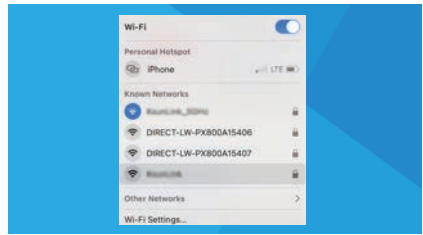
- 2** Go to [LabelWorks.epson.com/downloads](http://LabelWorks.epson.com/downloads) and download the driver, under Label Editor Lite.



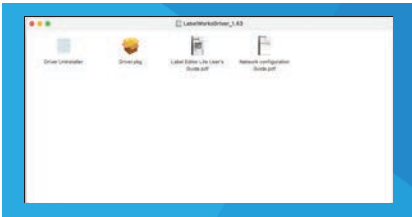
- 3** Plug in your LW-PX800 and power on. Press the Wi-Fi button until Direct light flashes.



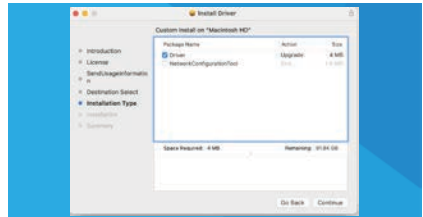
- 4** Go to Wi-Fi list and select your LW-PX800. Click on printer and enter password - 12345678.



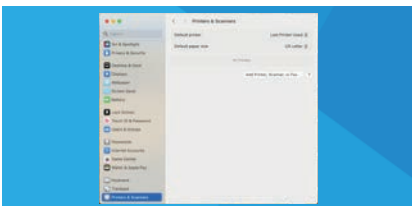
- 5** Click on downloaded Driver.pkg file. Install begins. Follow on-screen prompts.



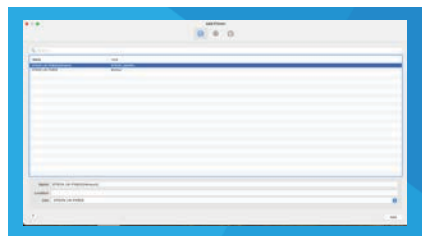
- 6** From this screen choose driver. (install may ask for your MAC password, wait for green check)



- 7** Go to Printers & Scanners > Printers. Click Add Printer, Scanner, or Fax...



- 8** Find network printer, highlight, and click add.

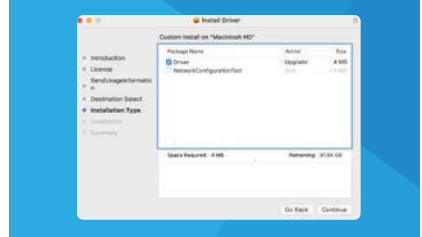


- 9 Open Label Editor Lite. Epson LW-PX800 (Network) will be shown in the printer box. Type text in white area and press print icon to print.



## DIRECT CONNECT: USB

- 1 Keep USB unplugged. Follow steps 1-6 under “Direct Connect: Wi-Fi”. Once green check is shown plug in the USB and open Label Editor Lite.



- 2 Upon opening Label Editor Lite Epson LW-PX800 should be the printer selected.



## NETWORK CONNECTION

Multiple labelers in your facility? No problem!

The LW-PX800 can be networked to multiple users through wired LAN or a wireless LAN network.

- 1 Go to the App Store and download Label Editor Lite.
- 2 Go to [LabelWorks.epson.com/downloads](http://LabelWorks.epson.com/downloads) and download the driver, under Label Editor Lite.
- 3 Connect your Mac to your Wi-Fi router. Next Scan the QR code to access the step-by-step Network Configuration Guide.



**NOTICE:** If there are any issues installing, check if the application/driver is being blocked by the firewall. Go to System Settings/ Privacy & Security. Scroll to “Allow applications downloaded from”. If Seiko Epson Corp is listed, click Allow and continue the installation.

## TECHNICAL SUPPORT

Our customer support team is here to answer your questions, provide one-on-one training, and address any needs you may have. As many companies opt for bots or impersonal offshore tech support, with Epson LabelWorks, you'll experience VIP treatment every time! Whether you prefer phone, live chat, or email, the Epson LabelWorks team is here!

715.247.4440 | 800.622.6312 (8am-4pm CST)  
labelworks.epson.com/contact-us | info@labelworks.epson.com

## GET IN TOUCH



### Phone

+1 800.458.3430  
M-F 8am-4pm CST



### Web

labelworks.epson.com



### Fax

+1 888.865.2235



### Address

PO Box 309, 370 SMC Drive  
Somerset, WI 54025



### Email

shop@labelworks.epson.com

## FOLLOW US

